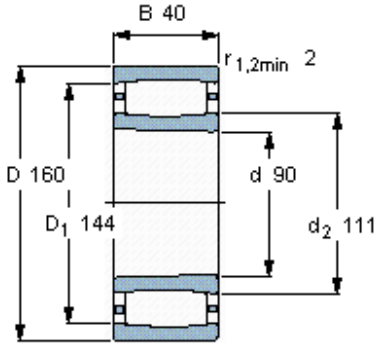
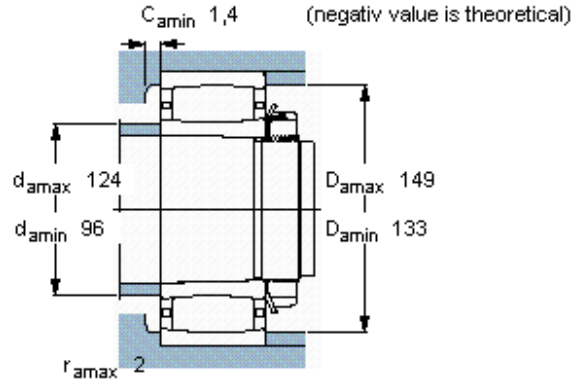
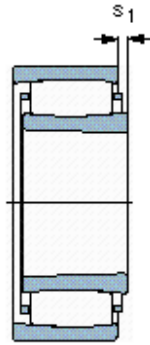


CARB toroidal roller bearings, cylindrical and tapered bore

| Principal dimensions |     |    | Basic load ratings |              | Speed ratings   |                | Designation            |                       |
|----------------------|-----|----|--------------------|--------------|-----------------|----------------|------------------------|-----------------------|
| d                    | D   | B  | dynamic<br>C       | static<br>C0 | Reference speed | Limiting speed | * SKF Explorer bearing | ** Check availability |
| mm                   |     |    | kN                 |              | r/min           |                | -                      |                       |
| <b>90</b>            | 160 | 40 | 325                | 380          | 3800            | 5300           | <b>C 2218 K *</b>      | -                     |



Tapered bore, taper  
1: 12



|  |       |
|--|-------|
| <b>Axial displacement <math>s_1</math></b>         | 9,5   |
| <b>Misalignment factor <math>k_1</math></b>        | 0,104 |
| <b>Operating clearance factor <math>k_2</math></b> | 0,117 |